

# I am

**Author** RT Content Team | **Illustrator** Chan Hee Kim



## Distributor



Age

7

Genre

Realistic Fiction

Word Count

24 Words

## Story at a Glance

This book is about many different things I am doing.

## Activity Ideas

After reading the story, *I am*, let's learn the new words in the story. And, dig deeper into the story!



## Key Words

**jumping**

to leap into the air.

**too**

as well; also; in addition.

**reading**

the action or activity of examining and understanding written language.

**am**

a form of the verb be that is present tense and used with the pronoun "I."

**singing**

to make musical sounds with the voice.

**writing**

the act, art, or job of one who writes.

# Words Use

Find the matching picture of the providing words

## 01 Jumping



①



②



③

## 02 Singing



①



②



③

## 03 Writing



①



②



③

## 04 Reading



①



②



③

# Words Building

After reading *I am*, write the meaning of each word in your own words.

**jumping**

---

---

---

**too**

---

---

---

**reading**

---

---

---

**am**

---

---

---

**singing**

---

---

---

**writing**

---

---

---

**I**

---

---

---

**We**

---

---

---

# Understanding #1

Find the matching picture.

01



- ① I am singing.
- ② I am reading.

02



- ① I am jumping.
- ② We are writing.

03



- ① I am jumping.
- ② I am reading.

04



- ① We are writing.
- ② I am singing, too.

05



- ① I am reading.
- ② I am singing.

06



- ① We are jumping.
- ② We are writing.

# Understanding #2

Find the matching picture.

01 I am reading.



①



②



③

02 I am reading, too.



①



②



③

03 I am jumping, too.



①



②



③

04 We are writing.



①



②



③

# Speaking Fluency

Speak about the picture out loud.

01



I am \_\_\_\_\_.

02



I am \_\_\_\_\_.

03



I am \_\_\_\_\_.

04





We are \_\_\_\_\_.

# Coloring Sheet

📅 DATE:

👤 NAME:



# Making Your Own Story




Download and make your own story in StorySelf.

## Become a main character in the storybook



① Make your own face character in StorySelf.



② Choose *I am* story.



③ Choose your face character.



④ Enter the story and become the main character of the story.

## Make your own voice storybook



① Enter the story, *I am*.



② Press the subtitle.



③ Record your voice for the subtitle.



④ Enjoy your voice in the storybook.

# Answer Sheet

## Words Use

- 1 - ②
- 2 - ③
- 3 - ①
- 4 - ②

## Understanding #1

- 1 - ①
- 2 - ①
- 3 - ②
- 4 - ②
- 5 - ①
- 6 - ②

## Understanding #2

- 1 - ③
- 2 - ②
- 3 - ①
- 4 - ①

## Speaking Fluency

- 1. I am jumping.
- 2. I am reading.
- 3. I am singing.
- 4. We are writing.